


How do I read QR codes with my Facebook app?


If you have the Facebook app on your mobile phone, you can use it to scan QR codes. Facebook's QR codes can help you to do things like find your friends or get help to log in.

To find the scanner on the Facebook app:

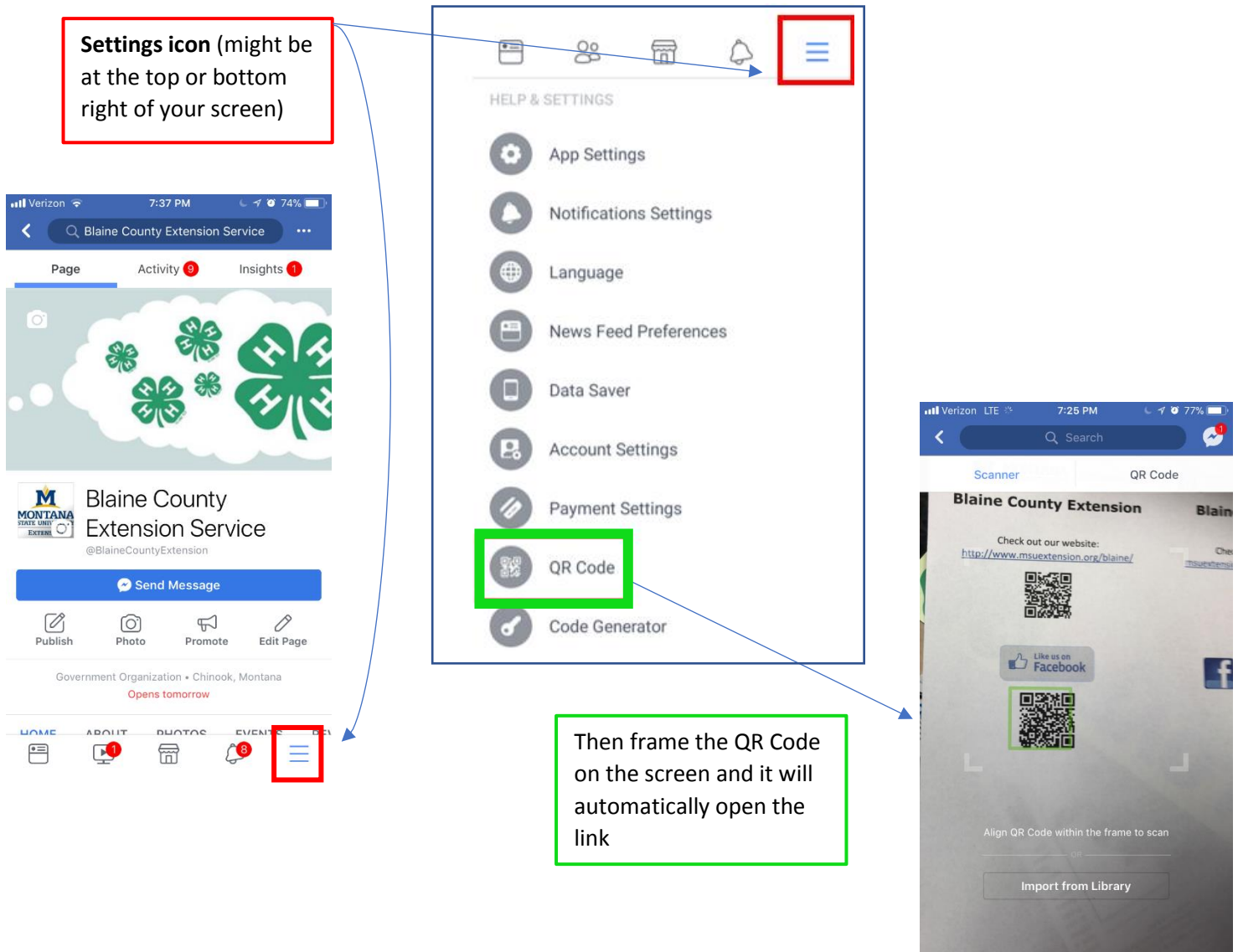
1. Tap your **Settings** menu
2. Scroll down to **Apps** >  **QR Code**

Keep in mind that you may need to tap **See all** and scroll down to find the QR Code app.

To use the QR code reader:

1. Open the code reader
2. Frame the QR code  on the screen within the frame on your mobile phone screen

The code will scan automatically, or you can tap to autofocus as needed. Keep in mind that you may need to grant permission to the camera setting on your phone before you're able to scan codes.



Settings icon (might be at the top or bottom right of your screen)

Then frame the QR Code on the screen and it will automatically open the link